



Technical

Interview Questions



Fundamental Questions of Java

Q 1. What is the difference between JDK and JRE?

Ans: The JDK (Java Development Kit) is used by developers for creating Java applications and includes the necessary tools, libraries, and compilers.

The JRE (Java Runtime Environment) is used by end-users to run Java applications and provides the runtime environment and essential class libraries, but does not include development tools.

Q 2. What are the benefits of using Java?

Ans: These are the benefits of using Java:

- **Portability:** Java code can be run on any platform that has a Java Virtual Machine (JVM).
- **Security:** Java has a built-in security model that helps to protect users from malicious code.
- **Object-oriented:** Java is an object-oriented programming language, which makes it easy to create modular and reusable code.
- **Robust:** Java is a robust language that is designed to be reliable and efficient.
- **Widely used:** Java is a widely used language that has a large community of developers and support resources.

**Book a Free Demo Class
& Get 10% Early Bird Discount**

 +91-72600 58093

 info@algotutor.io

 www.algotutor.io

Q 3. What are the different components of the Java platform?

Ans: The Java platform is a software environment that provides a standard way for developing and running Java applications. It consists of the following components:

- Java Virtual Machine (JVM)
- Java Runtime Environment (JRE)
- Java Development Kit (JDK)

Q 4. What are the different types of Java data types?

Ans: There are two types of data types in Java: primitive data types and non-primitive data types.

Primitive data types

- boolean
- byte
- short
- int
- long
- float
- decimal places
- double
- char

Non-primitive data types

- String
- Array
- Class
- Interface
- Enum

Q 5. What are the different types of Java control statements?

Ans: There are three types of control statements in Java:

- Decision-making statements (if, if else & switch)
- Looping statements (while, do while & for)
- Jump statements (continue & return)

Q 6. What are the different types of Java exceptions?

Ans: There are two types of exceptions in Java: checked exceptions and unchecked exceptions.


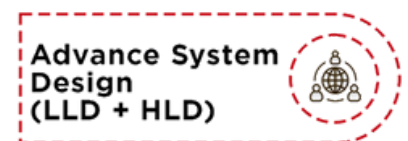
- **Checked exceptions** are exceptions that must be declared in the method signature. If a checked exception is thrown in a method, the method must either handle the exception or declare it to be thrown. If the method does not handle the exception, the compiler will generate an error.

```
try {
    File file = new File("myfile.txt");
    Scanner scanner = new Scanner(file);
    // Do something with the scanner
} catch (IOException e) {
    System.out.println("File not found");
}
```

- **Unchecked exceptions** are exceptions that do not need to be declared in the method signature. Unchecked exceptions can be thrown by any method, and the compiler will not generate an error if they are not handled.

```
try {
    File file = new File("myfile.txt");
    Scanner scanner = new Scanner(file);
    // Do something with the scanner
} catch (IOException e) {
    throw new RuntimeException(e);
}
```

Explore Our Popular Courses



Q 7. What are the different types of Java classes & Java interfaces?

Ans: There are two main types of Java classes:

- **Normal classes** are the most common type of class in Java. They can have fields, methods, and constructors.
- **Abstract classes** are classes that cannot be instantiated. They can only be used as a base class for other classes.

There are also two main types of Java interfaces:

- **Normal interfaces** are a collection of abstract methods. A class can implement an interface, thereby inheriting the abstract methods of the interface.
- **Marker interfaces** are interfaces that do not contain any methods. They are used to indicate that a class has a certain property or behavior.

Q 8. What are the different types of Java libraries & Java frameworks?

Ans: A Java library is a collection of reusable Java classes and interfaces.

some examples of Java libraries:

- Apache Commons
- Google Guava
- Joda-Time
- JUnit
- Mockito

A Java framework is a collection of reusable Java classes, interfaces, and code that provides specific functionality.

some examples of Java libraries:

- Spring
- Hibernate
- JSF
- Grails
- Struts

Q 9. What are the different types of Java tools?

Ans: There are two types of threads in Java: user threads and daemon threads.

- **User threads** are the threads that are created by the user or application. They are high-priority threads and the JVM will wait for any user thread to finish its task before terminating it.
- **Daemon threads** are the threads that are created to provide services to user threads. They are low-priority threads and are only needed while user threads are running. Once all user threads have finished their execution, the JVM will terminate even if there are daemon threads still running.

Q 10. What are the different types of Java networking?

Ans: There are two main types of Java networking:

- **Client-server networking** is a type of networking where there is a client application that requests a service from a server application. The server application then provides the service to the client application.
- **Peer-to-peer networking** is a type of networking where two or more applications communicate directly with each other without the need for a server.

Why Choose AlgoTutor?



Object-Oriented Programming:

Q 1. What is the difference between Procedural programming and OOP?

Ans: Procedural programming is a top-down approach to programming, where the program is divided into a series of functions that each perform a specific task.

OOP, on the other hand, is a bottom-up approach to programming, where the program is divided into objects that each represent a real-world entity.

Q 2. What are the core concepts of OOP?

Ans: The core concepts of OOP are:

- **Abstraction:** Abstraction is the process of hiding the implementation details of an object from the user. This allows the user to focus on the object's functionality without having to worry about how it works.
- **Encapsulation:** Encapsulation is the bundling of data and codes into a single unit. This makes it easier to maintain and update the code, and it also makes it more difficult for users to accidentally modify the data.
- **Inheritance:** Inheritance is the ability of an object to inherit the properties and methods of another object. This allows developers to reuse code and create more complex objects with fewer lines of code.
- **Polymorphism:** Polymorphism is the ability of an object to behave differently depending on its context. This allows developers to write code that is more flexible and easier to maintain.

Q 3. What is the difference between Overloading and Overriding?

Ans: Overloading refers to the ability to have multiple methods with the same name, but different parameters.

Overriding refers to the ability to have a method in a subclass that has the same signature as a method in a superclass.

Q 4. What is the difference between static and dynamic binding?

Ans: Static binding and dynamic binding are two different ways of resolving function calls in object-oriented programming (OOP).

- **Static binding** occurs when the compiler determines the method to be called at compile time. This is the most common type of binding in OOP, and it is used for both static and non-virtual methods.
- **Dynamic binding** occurs when the method to be called is not determined until runtime. This is used for virtual methods, which allow for polymorphism.

Feature	Static Binding	Dynamic Binding
When does binding occur?	Compile time	Runtime
Performance	Faster	Slower
Flexibility	Less flexible	More flexible
Error handling	More error-prone	Less error-prone

Q 5. What is the difference between Abstract class and Interface?

Ans: Here is a table that summarizes the key differences between abstract classes and interfaces:

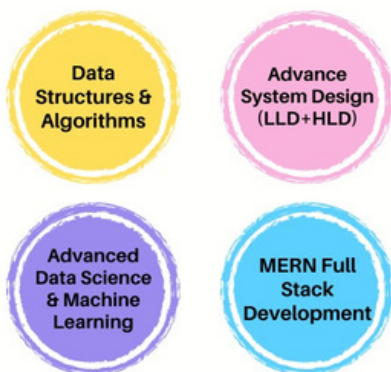
Feature	Abstract Class	Interface
Can be instantiated	No	No
Can have abstract methods	Yes	Yes
Can have non-abstract methods	Yes	No
Can have state	Yes	No
Can be extended by other classes	Yes	No
Can be implemented by other classes	Yes	Yes

Q 6. Why Java doesn't support Multiple Inheritance?

Ans: Java doesn't support multiple inheritance because it can lead to a number of problems, including:

- Ambiguity
- Circular dependencies
- Complexity

Our courses for **Students** and **Working Professionals**



Info@algotutor.io
+91-7260058093

FOLLOW US ON SOCIAL MEDIA


Why Choose **AlgoTutor**?



Q 7. When do you use interface and abstract class in Java?

Ans: Abstract classes and interfaces are both used to achieve abstraction in object-oriented programming.

- Abstract classes are similar to normal classes, with the difference that they can include abstract methods, which are methods without a body. Abstract classes cannot be instantiated.
- Interfaces are a kind of code contract, which must be implemented by a concrete class. Interfaces cannot have state, whereas the abstract class can have state with instance variables.

Q 8. What are the challenges of using OOP in Java?

Ans: There are some challenges associated with using OOP in Java. These challenges include:

- **Complexity:** OOP can make code more complex, especially when dealing with large and complex systems.
- **Overhead:** OOP can add some overhead to code, as objects need to be created and managed.
- **Testing:** OOP can make code more difficult to test, as objects need to be tested in isolation and in combination.
- **Performance:** OOP can impact performance, as objects can add some overhead.

Data Structures & Algorithms

Q 1. What is the difference between an array and a linked list?

Ans: In general, arrays are a good choice for data structures where the data is accessed frequently and the order of the data is important.

Linked lists are a good choice for data structures where the data is inserted or deleted frequently and the order of the data is not important.

Feature	Array	Linked List
Data storage	Contiguous memory	Non-contiguous memory
Access efficiency	High	Low
Insertion/deletion efficiency	Low	High
Order of data	Important	Not important

Q 2. Explain the concept of a hash table.

Ans: A hash table is a data structure that maps keys to values. It is a very efficient data structure for storing and retrieving data, as it can access data in constant time.

- **put(key, value):** This method stores the key-value pair in the hash table.
- **get(key):** This method returns the value associated with the key.
- **remove(key):** This method removes the key-value pair from the hash table.

Q 3. What is the time complexity of various operations in a binary search tree (BST)?

Ans: The time complexity of various operations in a binary search tree (BST) depends on the height of the tree. The height of a BST is the number of nodes on the longest path from the root node to a leaf node.

The following table shows the time complexity of various operations in a BST:

Operation	Time complexity
Search	$O(\log n)$
Insert	$O(\log n)$
Delete	$O(\log n)$
Inorder traversal	$O(n)$
Preorder traversal	$O(n)$
Postorder traversal	$O(n)$

Q 4. Describe the difference between breadth-first search (BFS) and depth-first search (DFS) algorithms.

Ans: Here is a table that summarizes the key differences between BFS and DFS:

Feature	BFS	DFS
Explores	All nodes at the current level before moving on to the next level	As far as possible down one path before backtracking
Time complexity	$O(V+E)$	V
Space complexity	$O(v)$	V
Use cases	Finding the shortest path, finding all of the nodes in a graph that are reachable from a given node	Finding all of the nodes in a graph, finding all of the paths between two nodes

Q 5. Explain the concept of a priority queue and provide an example of its application.

Ans: A priority queue is a data structure that stores elements along with their associated priorities. It allows efficient retrieval of the element with the highest (or lowest) priority. The priority determines the order in which elements are processed or accessed.

For example, a priority queue can be used to schedule tasks in a time-critical application. Each task is assigned a priority, and the tasks are scheduled in order of decreasing priority. This ensures that the most important tasks are always scheduled first.

Q 6. Explain the concept of dynamic programming and provide an example problem where it can be applied.

Ans: Dynamic programming is a problem-solving technique that involves breaking down complex problems into smaller, overlapping subproblems and solving them in a bottom-up manner.

Example: knapsack problem, In the knapsack problem, you are given a set of items, each with a weight and a value, and a knapsack with a limited capacity. The goal is to find the subset of items that has the maximum value and that fits in the knapsack.

Explore Our Popular Courses



Q 7. How does a HashSet work internally in Java?

Ans: A HashSet internally uses a HashMap to store its elements. When you add an element to a HashSet, it is first hashed using the hashCode() method.

The hash code is then used to find the corresponding bucket in the HashMap. If the bucket is empty, the element is added to the bucket. If the bucket is not empty, the element is compared to the other elements in the bucket using the equals() method. If the element is equal to any of the other elements in the bucket, it is not added to the HashSet.

Q 8. What is the time complexity of various operations in a hash table?


Ans: The time complexity of various operations in a hash table depends on the hash function used and the number of elements in the hash table. In general, the time complexity of the following operations is:

- **Insertion:** $O(1)$ on average, $O(n)$ in the worst case
- **Search:** $O(1)$ on average, $O(n)$ in the worst case
- **Deletion:** $O(1)$ on average, $O(n)$ in the worst case

Start Your Career With Us

Unparalleled Placement

200+ Placement in Last 6 Months




Preeti Duhan

90% Hike

“My focus and expectations was more into System Design and I have learned a lot of it, Specially High Level design and that helped me to crack Microsoft.”

J.P.Morgan → Microsoft



Hirdesh Shrivastav

160% Hike

“Best part of AlgoTutor was 'small batch size'. It was a kind of 1:1 interaction with the instructor. From all perspectives, I would definitely recommend AlgoTutor.”

ORACLE → Microsoft

Multi-threading

Q 1. What is multithreading, and why is it important in Java?

Ans: Multithreading is a programming concept that allows multiple tasks to be executed concurrently. In Java, multithreading is implemented using the Thread class. A Thread object represents a single thread of execution.

There are many reasons why multithreading is important in Java. Some of the most important reasons include:

- Increased performance:
- Improved responsiveness:
- Reduced resource usage:

Q 2. How can you create a thread in Java?

Ans: There are two ways to create a thread in Java:

- By extending the Thread class
- By implementing the Runnable interface

Q 3. What is the difference between a process and a thread?

Ans: A process is a program in execution. It has its own memory space, its own stack, and its own set of resources.

A thread is a lightweight process that shares the same memory space and resources as other threads in the same process.

Some of the key differences between processes and threads:

- Processes are independent of each other
- Processes are heavier than threads.
- Processes are more difficult to create and manage than threads.

Q 4. How does synchronization work in Java? Explain the concepts of synchronized methods and blocks.

Ans: Synchronization in Java is a mechanism that allows multiple threads to access shared resources safely. When a thread is synchronized on a resource, it is the only thread that can access that resource.

This prevents race conditions, which are situations where two or more threads are trying to access the same resource at the same time.

There are two ways to synchronize in Java:

- Using synchronized methods
- Using synchronized blocks

Synchronized methods

A synchronized method is a method that can only be executed by one thread at a time. To declare a method as synchronized, you need to use the synchronized keyword.

Synchronized blocks

A synchronized block is a block of code that can only be executed by one thread at a time. To declare a block of code as synchronized, you need to use the synchronized keyword and specify the object that the block is synchronized on.

Q 5. What is a deadlock, and how can it be avoided?

Ans: A deadlock is a situation where two or more threads are waiting for each other to finish. This can happen when two threads are each trying to acquire a lock on the same resource.

To avoid deadlocks, we can do this:

- Avoid using locks unnecessarily.
- Use locks in a consistent order.
- Use deadlock detection and prevention tools.

Q 6. What are the differences between the Thread class and the Runnable interface in Java?

Ans: The Thread class is a concrete class. while the Runnable interface is an abstract interface. This means that you can create a new thread by extending the Thread class, or you can create a new thread by implementing the Runnable interface.

The key differences between the Thread class and the Runnable interface:

Feature	Thread class	Runnable interface
Type	Concrete class	Abstract interface
Inheritance	Can be extended	Cannot be extended
Implementation	Must override the run() method	Must implement the run() method
Memory usage	More memory is required	Less memory is required
Flexibility	Less flexible	More flexible

Q 7. What is the purpose of the volatile keyword in Java?

Ans: The volatile keyword is used to ensure that all threads see the same value of a variable, even if the value is changed by another thread.

Q 8. Explain the difference between preemptive scheduling and time-slicing in the context of thread scheduling.

Ans: Preemptive scheduling is when the operating system can forcibly remove a thread from the CPU and give it to another thread. Time-slicing is when each thread is given a certain amount of time to run on the CPU.

The main difference is that in preemptive scheduling, the operating system can interrupt a thread at any time, while in time-slicing, the thread is only interrupted when it has used up its allotted time.

Exception Handling

Q 1. What is an exception in Java, and why is exception handling important?

Ans: In Java, an exception is an event that occurs during the execution of a program that disrupts the normal flow of instructions. It is an object which is thrown at runtime.

Here are some of the benefits of exception handling:

- Prevents program crashes
- Allows you to recover from errors
- Provides information about the error
- Makes your code more robust
- Makes your code easier to read and understand

Q 2. How does Java handle exceptions.

Ans: Java handles exceptions by using a mechanism called exception propagation. When an exception is thrown, it is propagated up the call stack until it is caught. If the exception is not caught, the program will crash.

```
public class Example {  
  
    public static void main(String[] args) {  
        try {  
            doSomethingThatMightThrowAnException();  
        } catch (Exception e) {  
            // Handle the exception here.  
        }  
    }  
  
    private static void doSomethingThatMightThrowAnException() {  
        // This method might throw an exception.  
    }  
}
```

Q 3. Describe the try-catch-finally block and its purpose in exception handling.

Ans: The try-catch-finally block is a Java syntax that allows you to handle exceptions gracefully. It consists of three parts:

- The try block
- The catch block
- The finally block

Here are some of the benefits of using try-catch-finally blocks:

- Prevents program crashes
- Allows you to recover from errors
- Provides information about the error
- Makes your code more robust
- Makes your code easier to read and understand

Q 4. What is the difference between the throw and throws keywords in Java?

Ans: The throw and throws keywords in Java are used to handle exceptions.

- The **throw keyword** is used to explicitly throw an exception
- The **throws keyword** is used to declare that a method can throw an exception.

Q 5. How can you create custom exceptions in Java?

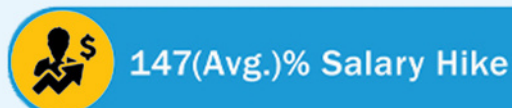
Ans: To create a custom exception in Java, you need to create a class that extends the Exception class. The custom exception class can have its own constructors, methods, and fields.

```
public class MyException extends Exception {
    private String message;
    public MyException(String message) {
        super(message);
        this.message = message;
    }
    public String getMessage() {
        return message;
    }
}
```

ABOUT US

- ❖ AlgoTutor is an e-learning platform that provides students with the tools and resources they need to succeed in today's competitive World.
- ❖ Our courses are designed by experienced educators and industry experts.
- ❖ We offer a variety of learning formats, including video lectures, interactive exercises, and quizzes, so you can learn at your own pace and in your own way.
- ❖ AlgoTutor is also committed to providing students with the support they need to succeed. Our team of tutors is available 24/7 to answer questions and provide guidance.

USP of our Programs




Build Your Career with Us.

- 📈 More than **136% hike growth** for 5 out of 8 working professionals.
- 💰 Average package of **CTC 22 lakh**.
- 👨‍🏫 Learn from **top industry** experts.
- 🤝 **200+** Partner Companies


Our Courses Review

↗️ 90% Hike




Preeti Duhan

“ My focus and expectations was more into System Design and I have learned a lot of it, Specially High Level design and that helped me to crack Microsoft.

J.P.Morgan →  Microsoft

↗️ 80% Hike




Upendra Yadav

“ Consistency is the key, that I have learned from my Mentor at AlgoTutor. He usually motivates me to be consistent in class and solving problems.

COMMSCOPE → COHESITY

↗️ 160% Hike



Hirdesh Shrivastav

“ Best part of AlgoTutor was "small batch size", It was a kind of 1:1 interaction with the instructor. From all perspectives, I would definitely recommend AlgoTutor.

ORACLE →  Microsoft

↗️ 120% Hike



Shaumaya Ojha

“ Apart from regular live classes, I was assigned with a Mentor someone from Microsoft and he guided me very well through out the course.

J.P.Morgan →  Walmart

want to Upskill Yourself ?

Explore our Popular Courses



Data Structure
& Algorithms

Advance System
Design
(LLD + HLD)

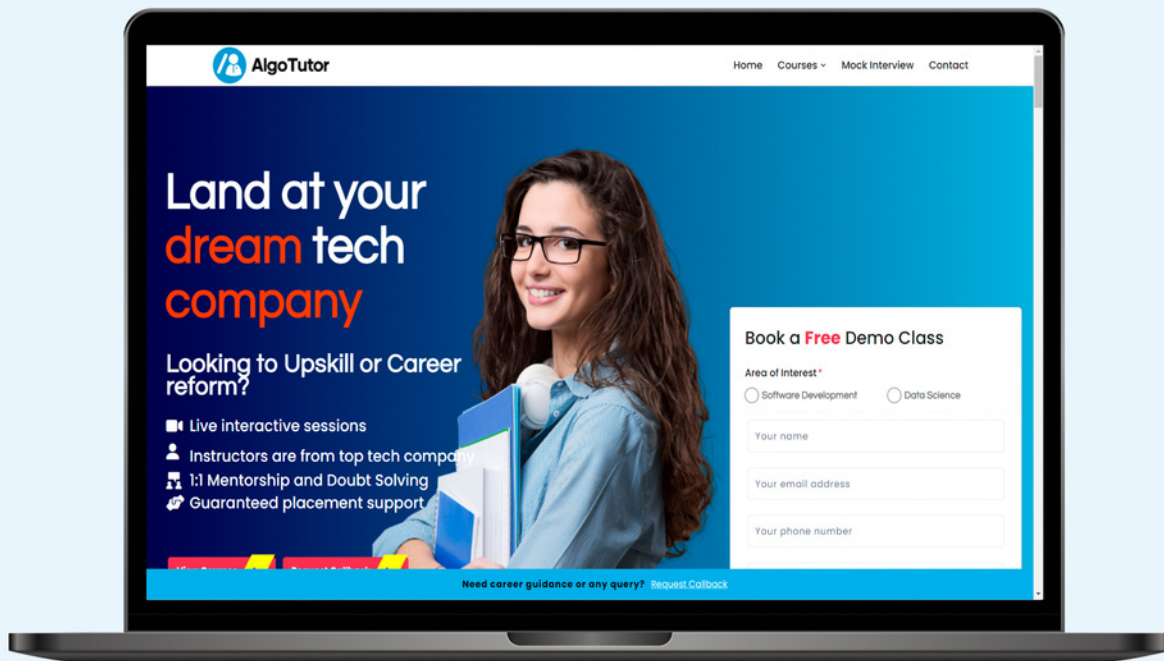


Advanced Data
Science &
Machine Learning

MERN Full Stack
Development



!! Visit Our Website !!



[+91-7260058093](tel:+917260058093)

www.algotutor.io

info@algotutor.io